

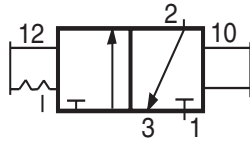
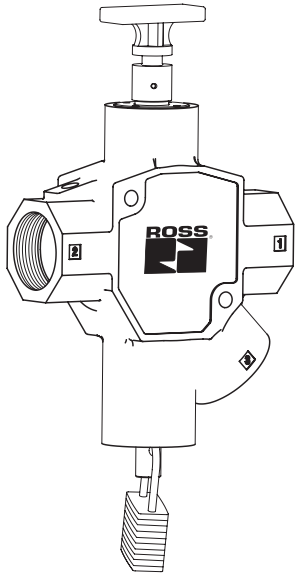
New Product Introduction

Larger L-O-X[®] Valves

Energy Isolation

Expanding our Product Line

Port Sizes 1-1/2 and 2



Manual L-O-X[®] valve shown padlocked in closed position. The valve can only be locked in the closed position.

Push/pull operation - Push the handle inward to exhaust downstream air (lockable in this position). Pull the handle outward in to supply air downstream.



STANDARD SPECIFICATIONS

Ambient/Media Temperature:
40 to 175° F (4 to 80° C).

Flow Media:
Compressed air, filtered
(5 micron recommended).

Inlet Pressure:
15 to 300 psig (1 to 20 bar).

Port Threads:
NPT, BSPP.

Lock Hole Diameter: 0.38 inch (9.6 mm).
Length of Hole: 0.75 inch (19.1 mm).

NOTE: Per specifications and regulations, these products are defined as energy isolation devices, **NOT AS EMERGENCY STOP DEVICES.**

Referenced Standards:

All standards are subject to revision. Parties are encouraged to investigate and apply the most recent editions of the standards indicated below.

OSHA 29 CFR 1910.147
CSA Z142-02
CSA Z460-05
ISO 13849-1
ISO 14118:2000
EN 1037
ANSI/ASSE Z244.1- 2003
ANSI/PMMI B155.1- 2006



GENERAL:

ROSS L-O-X[®] valves are energy isolation valves and are generally used as the first valve in a line supplying compressed air to equipment. Air can be shut off by pushing the red L-O-X[®] handle inward; downstream air is simultaneously exhausted through the L-O-X[®] exhaust port. Many standards & regulations, e.g. OSHA, require that the valve be padlocked in this position to prevent handle from being pulled out inadvertently during maintenance and/or servicing.

FEATURES:

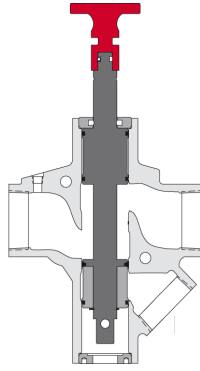
- Easily identified by unique shape.
- Lockable only in the OFF position.
- Large exhaust port for rapid release of pressure.
- Positive action (2 positions only).
- Simple push/pull of the large red handle provides direct manual operation.
- Pressure sensing port allows installation of either the Pop-Up Indicator or Pressure switch (see page 2) to verify pressure downstream to the next obstruction is released.



VALVE OPERATION

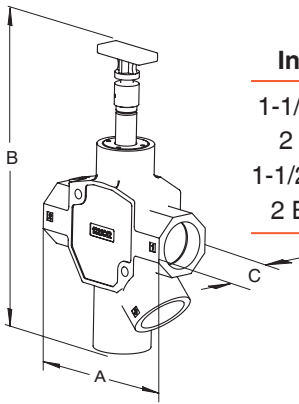
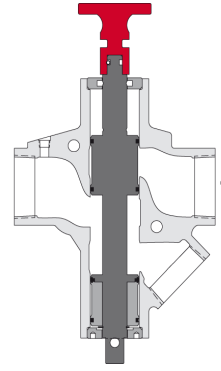
VALVE OPEN

When the red handle is pulled out, supply air flows freely from inlet to outlet and flow to exhaust is blocked. A detent keeps the handle in the open position. The handle is not designed to be locked in this position, thereby providing for ready shut-off when necessary.



VALVE CLOSED

With a short push of the red handle inward, the flow of supply air is blocked and downstream air is exhausted via the exhaust port while servicing or maintaining machinery. Padlock the L-O-X® valve in this position to prevent the handle from being pulled outward inadvertently to avoid potential for human injury while servicing machinery.



Port Size In-Out	Exh.	Valve Model Number*	Avg. C _v		Dimensions inches (mm)			Weight lb. (kg)
			In-Out	Out-Exh.	A	B	C	
1-1/2 NPT	2 NPT	Y1523C8002	48	61	8.2 (209)	14.9 (379)	3 (77)	8.2 (3.57)
2 NPT	2 NPT	Y1523C9012	48	61	8.2 (209)	14.9 (379)	3 (77)	8.2 (3.57)
1-1/2 BSPP	2 BSPP	YD1523C8002	48	61	8.2 (209)	14.9 (379)	3 (77)	8.2 (3.57)
2 BSPP	2 BSPP	YD1523C9012	48	61	8.2 (209)	14.9 (379)	3 (77)	8.2 (3.57)

ACCESSORIES

Muffl-Air® Silencer

Port Size	Average C _v	Model Number	Dimensions Threads*	Dimensions inches (mm)		Weight lb. (kg)
				A	B	
2-1/2	65	5500A9002	Female	4.0 (102)	6.9 (173)	3.5 (1.6)

* NPT port threads. For BSPP threads, add the letter "D" in front of the part number.



Muffl-Air® Silencer

Pneumatic Energy Release Verification Options

Model Number	Inlet Port Size*	Outlet Port Size
988A30	1/8	Pop-Up
586A86	1/8	Pressure Switch

* NPT port threads.



Pop-Up Indicator

Pressure Switch

Multiple Lock-out Device

Model Number 356A30



Multiple
Lock-out Device



ROSS CONTROLS®
U.S.A.

Customer Svs. 1-800-GET-ROSS
Technical Svs. 1-888-TEK-ROSS
www.rosscontrols.com

WARRANTY and CAUTIONS

Standard ROSS warranty and cautions apply, available upon request or at
www.rosscontrols.com/pdfs/cautionswarranty.pdf.

ROSS EUROPA GmbH
Germany

Fax: 49-6103-74694
info@rosseuropa.com

ROSS ASIA® K.K.
Japan

Fax: 81-427-78-7256
custsvc@rossasia.co.jp

ROSS UK Ltd.
United Kingdom

Fax: 44-121-559-5309
sales@rossuk.co.uk

ROSS CONTROLS® INDIA Pvt. Ltd.
India

Fax: 91-44-2625-8730
rossindia@airtelbroadband.in

ROSS SOUTH AMERICA Ltda.
Brazil

Fax: 55-11-4335-3888
vendas@ross-sulamerica.com.br

DIMAFLUID s.a.s.
France

Fax: 33-01-4945-6530
dimafuid@dimafuid.com

ROSS CONTROLS(CHINA) Ltd.
China

Fax: 86-21-6915-7960
alvinzhurong@vip.163.com